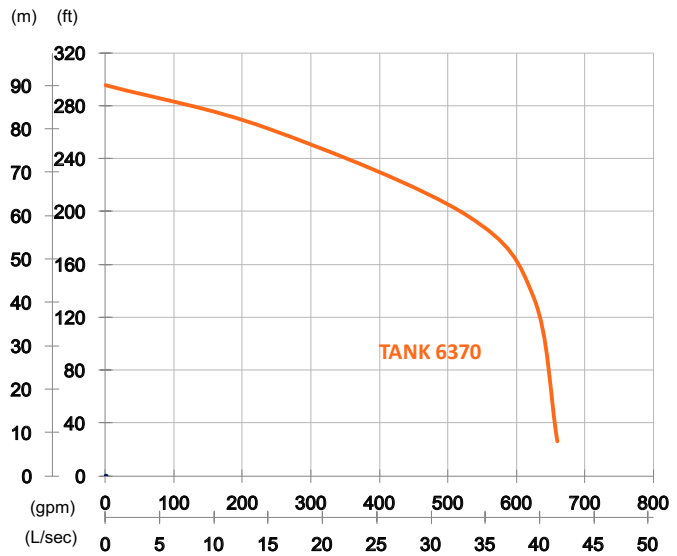


TANK 6370

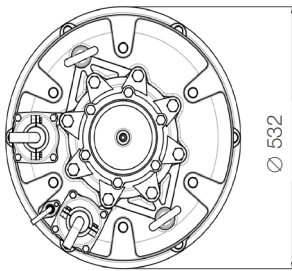
60 Hz

High Chrome Dewatering Pump

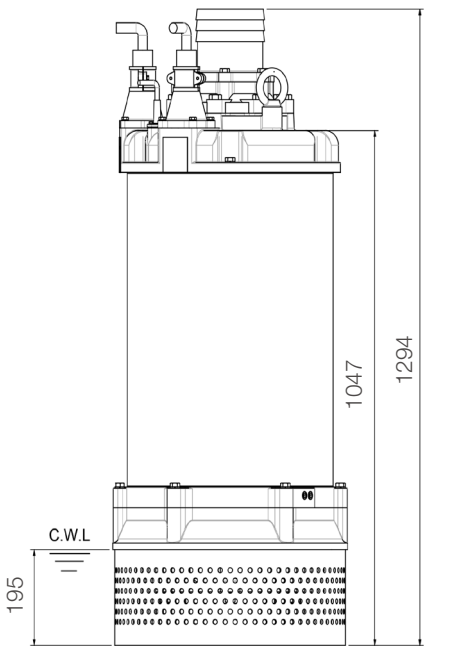


Shaft Speed : 3450 rpm

Outlet : 150mm, 6in



OUTPUT	HEAD	FLOW
37 kW	Rated : 60m, 197ft	Rated : 33.3 L/s, 528 gpm
50 HP	Max : 90m, 295ft	Max : 41.7 L/s, 660 gpm
Solid Passage : 10mm, 0.4in		



unit : mm

Weight : 510kg / 1124 lbs

Pump Type		Electric Submersible Pumps
		3-Phase, 460V
Motor	Type	Induction Motor
	Poles	2 Pole
	Insulation	Class F
	Protector	D.O.L. • Circle Thermal Protector Star-Delta • Miniature Thermal Sensors
	Starter	Star-Delta • 3-Phase • D.O.L.
Lubricant		Food Grade (ISO VG32)
Impeller Type		Closed
Shaft Seal		Double Mechanical Seal Silicon Carbide VS Ceramic / Carbon
Bearings		C3 Shielded ball bearings
Cable		PVC (CSA Certified) / H07BQ-F 10m (33ft) or longer upon request.
Materials	Pump Casing	Ductile Iron
	Impeller	Chromium Iron
	Motor Frame	Gray Iron
	Motor Shaft	Stainless Steel
	Outer Case	Carbon Steel
Strainer		Carbon Steel
Max. Liquid Temperature		40°C (104°F)
Max. Submersion Depth		20m (66ft)
pH Range		pH 5 - pH 8